

Maths In Motion

SPACE

Workbook

Lesson 6: Stars

To join in please bring:

Largish teddy, lego person or similar, paper, marker pen, loose parts or playdough or sweets or lego or pens in white, orange, yellow, blue, red, dark blue (if possible)




The sun



Most stars exist in

.....



Brightness of a star



A



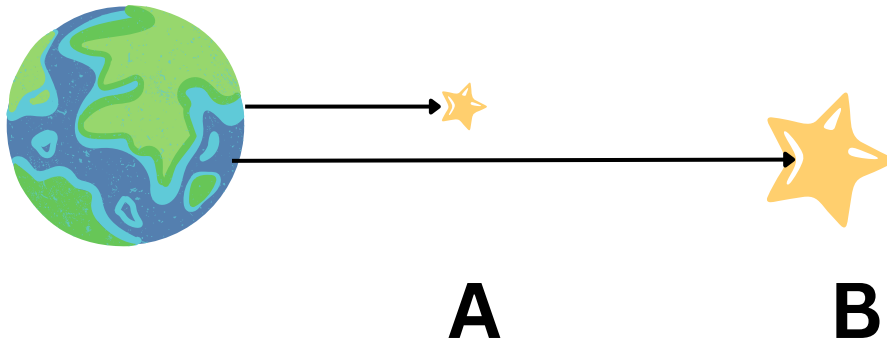
B



Why might 2 stars appear equally as bright from the earth?

Findings of your experiment

Brightness of a star

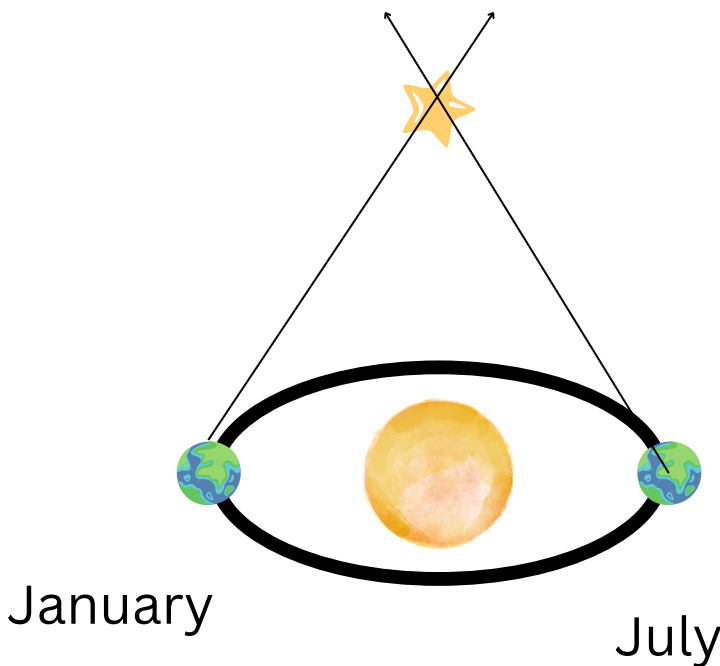


Star B is brighter than Star A.

They appear to be just as bright to us on earth because.....

.....

Distance to a star



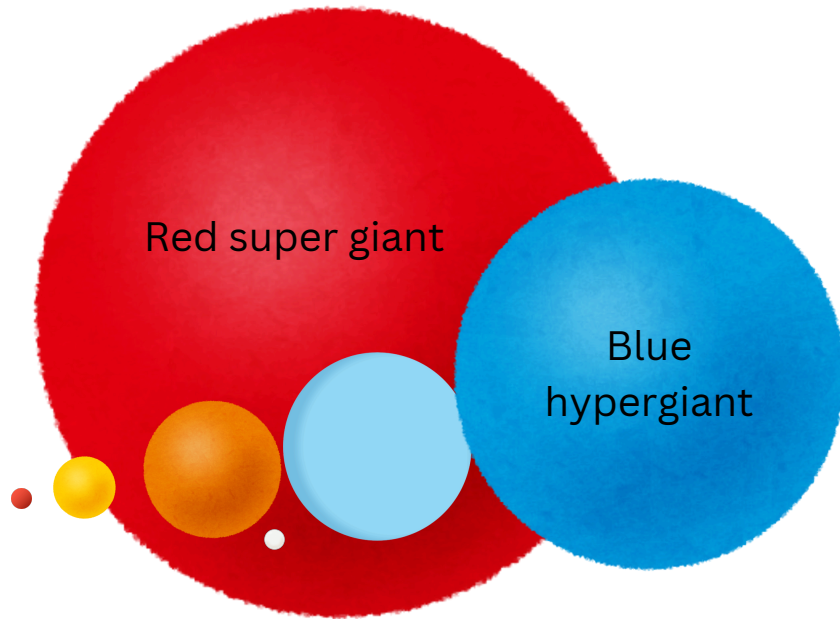
We observe the star twice at different points of the year and look for

.....

This is called

.....

Types of star



Temperature

Hotter

Cooler



Brightness

Brighter

Dimmer



Brightness

Brighter

Dimmer



Hotter

Temperature

Cooler



Joyfulmathswithruth

At home challenge:



Choose a clear night and go out to observe the stars.

Can you see any patterns?

Do you know any of the constellations like **Orion**, **Ursa Major** or **Leo**?

Choose 1 constellation and look up

- A story about it (you will find different stories from different cultures so you might want to look up a few)
- What are the names of the stars that make it up?
- Which is the brightest?
- What type of star is it?
- What is the distance from the earth?

I chose the constellation:

It looks like this:

This is the story I love:

Star Name	Star Type	Distance from earth